



*A Year of Poetry Tea Time*

# Winter Advent Calendar

Here is a fun way to incorporate the holiday season with some fun learning. You will cook in the kitchen, do science, read classic literature and last but not least do service to those around you and at home.

So this is how you do it.

1. Print out the cards and numbers on white cardstock and cut them out. I have included 8 blank cards so you can add family traditions to the advent calendar.
2. Decide what day you want to do each activity.
3. Place each card into an envelope or wrap them in different ways like gift wrap, tiny stocking, mini box and so on. Number each one as you go 1-25 with either the included numbers or you can just write them.
4. Hang a long piece of yarn or festive ribbon on the wall with two thumb tacks. Attach each envelope/item on the ribbon with a clothespin.
5. Visit the site [www.littlerabbittrails.com/advent](http://www.littlerabbittrails.com/advent) and enter the password "advent" to unlock the links to recipes, crafts, learning, videos, and more.

Please share your adventures with #ayearofpoetryteatime



# What Fun

## HERE IS SOME OF THE FUN EXPLAINED

**Toilet Paper Snow Man:** Just paint the roll white and use construction paper or paint to decorate him. Be extra cute and use flannel or felt to make a cute scarf.

**How to make fake snow:** Mix together a 4lb box of baking soda and a 10oz can of shaving cream. You may need a little more shaving cream so have a second bottle just incase. This will be messy fun that is simple to clean up. Just mix and mix till it resembles snow.

**Salt dough** All you need for this recipe is: - 1/2 cup plain flour - 1/4 cup salt - 1/4 cup water Mix the ingredients together and bake for 3.5 hours at 120°C/250°F (100°C if convection oven.

**Braided Bread** Here is a link on how to make it. My grandmother would make this with me during the winter. <https://www.youtube.com/watch?v=8sXrI9U9YvQ>.

**Circle Ornaments from Cards** You can do it like in this video or you can do it with just 4 circles that are 4 inches in diameter. 3 circles to make a triangle shape on the top and one on the bottom. You can even use staples to connect them together. <https://www.youtube.com/watch?v=GhIGRUr1owk>

**Hot Cocoa Pops:** Heat about 6 cups of milk in a pot. Once heated add 4 cocoa packets and whisk. Pour into popsicle mold and freeze. Drink the left over hot coco and read the poem

**Homemade Hot cocoa** 1 1/3 cup sugar, 2/3 cup baking cocoa, 1/2 cups powdered milk, 1/8 teaspoon salt (optional). Wix and store in a mason jar. ADD 1-2 Tablespoons per cup of heated milk.


**Risalamande Christmas Pudding** Here is a link to make it <https://www.youtube.com/watch?v=vk-1HERDrn8>

**Homemade Old Fasioned Peppermint Sticks.** <https://littlehouseontheprairie.com/homemade-peppermint-candies/>

**Bigger or Better food scavenger hunt:** Start with something small or undesirable. Like a can of carrots or sauerkraut. Then you will go door to door with your kids and ask for something bigger or better to take to your local food bank.

**Northern Lights picture:** With crayons draw yourself a northern lights scene. Do not color in the sky. When you are done with your picture the magic will happen when you paint over the entire picture with black watercolor paint.

**Pine cone bird feeder:** Securely tie a good sized loop on the pinecone. Cover the pinecone in peanut butter and then cover the peanut butter with birdseed. Hand outside for the birds to eat.





# A Christmas

By Edward Guest

A man is at his finest  
towards the finish of the year;  
He is almost what he should be  
when the Christmas season is here;  
Then he's thinking more of others  
than he's thought the months before,  
And the laughter of his children  
is a joy worth toiling for.  
He is less a selfish creature than  
at any other time;  
When the Christmas spirit rules him  
he comes close to the sublime.

When it's Christmas man is bigger  
and is better in his part;  
He is keener for the service  
that is prompted by the heart.  
All the petty thoughts and narrow  
seem to vanish for awhile  
And the true reward he's seeking  
is the glory of a smile.  
Then for others he is toiling and  
somehow it seems to me  
That at Christmas he is almost  
what God wanted him to be.

If I had to paint a picture of a man  
I think I'd wait  
Till he'd fought his selfish battles  
and had put aside his hate.  
I'd not catch him at his labors  
when his thoughts are all of pelf,  
On the long days and the dreary  
when he's striving for himself.  
I'd not take him when he's sneering,  
when he's scornful or depressed,  
But I'd look for him at Christmas  
when he's shining at his best.

Man is ever in a struggle  
and he's oft misunderstood;  
There are days the worst that's in him  
is the master of the good,  
But at Christmas kindness rules him  
and he puts himself aside  
And his petty hates are vanquished  
and his heart is opened wide.  
Oh, I don't know how to say it,  
but somehow it seems to me  
That at Christmas man is almost  
what God sent him here to be.





## *The Perfect Cup of Cocoa* *by Barbara Vance*

The Perfect Cup of Cocoa  
The perfect cup of cocoa  
Is rich and chocolatey,  
And always warm, but not too hot –  
A steaming chocolate sea.

The surface is enclosed beneath  
A thick marshmallow mound,  
Which melts into a gooey cloud  
Without the slightest sound.

A whipped cream swirl extends beyond  
The surface of the cup,  
And chocolate sprinkles add  
The perfect touch to dress it up.

The perfect cup of cocoa  
Is like an old best friend –  
It's warm, it's sweet, it's such a treat,  
And yummy till the end.





# *Stopping By Woods on a Snowy Evening*

*By Robert Frost*

Whose woods these are I think I know.  
His house is in the village though;  
He will not see me stopping here  
To watch his woods fill up with snow.

My little horse must think it queer  
To stop without a farmhouse near  
Between the woods and frozen lake  
The darkest evening of the year.

He gives his harness bells a shake  
To ask if there is some mistake.  
The only other sound's the sweep  
Of easy wind and downy flake.

The woods are lovely, dark and deep,  
But I have promises to keep,  
And miles to go before I sleep,  
And miles to go before I sleep.






Make toilet paper roll snowmen



Cut paper snowflakes and hang them from the ceiling



Salt dough hand print ornaments  
or  
A paper handprint ornament



Make Fake Snow & have a snowman building contest/show & learn how real snow is made



Make Circle ornaments from old Christmas cards or cardstock



Make Hot Coco ice pops



Make Homemade Hot coco



Make Scandinavian Christmas Rice Pudding  
Risalamande




Make home made peppermint candies



Bake Braided bread



Go Caroling door to door on your street or in your apartment complex



Draw a picture or write a letter to someone who lives far away or may be lonely



Do a Bigger and Better Food Drive scavenger hunt



Take a homemade treat to a neighbor you have never spoken to



Shovel a driveway or rake leaves for an elderly neighbor



Invite another family or a person without local family over to watch a Christmas movie

Read the poem  
Christmas by Edgar  
Guest

Make a Winter/Christmas  
music video and spread  
Christmas cheer online

Read the poem  
Stopping by Woods on  
a Snowy Evening by  
Robert Frost

Learn about fractals  
and draw your own  
snowflake fractals

Learn about Wilson  
Bentley and then try to  
take a picture of  
snowflakes

Learn about the  
northern lights and  
then do a watercolor  
and crayon painting of  
them.

Learn what an  
evergreen tree is and  
the importance of the  
pinecone. Make a  
pinecone bird feeder.

Read some of your  
favorite Christmas  
stories while eating  
popcorn



